



A fej helye a vápában:  
The status of the head in the acetabulum is:  
Lage des Kopfes in der Pfanne:


mély  
deep  
tief




excentrikus  
eccentric  
exzentrisch



subluxált  
subluxated  
subluxiert



luxált  
luxated  
luxiert




Egyéb:  
Other:  
Sonniges:


jobb szem  
right eye  
rechtes Auge

bal szem  
left eye  
linkes Auge


entropia  
entropia  
Entropie



ectropia  
ectropia  
Ectropie

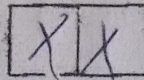


műtői heg  
scars after operation  
Narbe

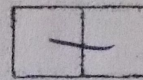


A combnyak állapota:  
Status of the neck of thigh bone:  
Zustand des Schenkelhalses:


szabályos  
regular  
regelmäßig




hengere alakú  
cylindric shaped  
zylindrisch




a fejétől jól elkülönül  
well separated from the head  
vom Kopf deutlich abgegrenzt



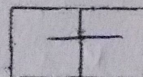
megrövidült  
shortened  
verkürzt




kontúros  
with contour  
mit Konturen



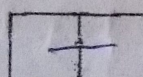
nem kontúros  
without contour  
ohne Konturen



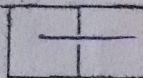
szabályos csontszerkezettű  
with regular bone structure  
regelmäßiger Knochenstruktur



széthullt  
blinded out  
verdünn




felrakódások  
with deposition  
mit Ansätzen




Az ízületi rés:  
The articular space:  
Die Gelenkspalte:

koncentrikus  
concentric  
konzentrisch

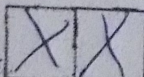


divergáló  
divergent  
divergierend

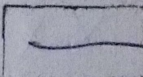


A Norberg-féle mérés szerint:  
According to the Norberg measuring:  
Nach der Norberg'schen Messung:

A szög 105°-nál nagyobb  
the angle is 105° or rather bigger  
der Winkel ist gleich 105° bzw. größer



kevesebb mint 105°  
less than 105°  
kleiner als 105°



Mért érték:  
The measured value:  
Gemessener Wert:

Megjegyzés:  
Remarks:  
Bemerkung:

Mentes, Free

AP



Ortvéde-levegővel helye:  
Place of rhinoscope insertion:  
Stelle des Abdruckes des Nasenspiegels: